

NEW!

MAPIERRE

2 x 2 Mosaic

thickness
10.0 mm

prod no.	prod name	approximate size	lbs/sf	sheets/ctn	sf/ctn
ED 6012M	Mapierre Blanc	12 x 12	4.45	6	5.81
ED 6112M	Mapierre Gris	12 x 12			
ED 6212M	Mapierre Beige	12 x 12			
ED 6312M	Mapierre Noir	12 x 12			




Mapierre Blanc



Mapierre Gris



Mapierre Beige




Mapierre Noir

12 x 24 rectified

thickness
10.0 mm

prod no.	prod name	size	lbs/sf	pc/ctn	sf/ctn	ctn/pllt	sf/pllt
ED 6012	Mapierre Blanc	12 x 24	4.70	6	11.62	40	464.80
ED 6112	Mapierre Gris	12 x 24					
ED 6212	Mapierre Beige	12 x 24					
ED 6312	Mapierre Noir	12 x 24					

special pieces	size
SBN	3 3/4 x 24




3 3/4 x 24 SBN

COLOR BODY Color Body Porcelain

5 COMMERCIAL FROST RESISTANT!

D.C.O.F
> .42

R10



V3 Moderate

Recommended Joint: **MINIMUM 2mm (± 3/32")** for ALL RECTIFIED tiles!



6" - 8" (30%) offset RECOMMENDED



1/2 offset NOT Recommended

MAPIERRE

NEW!

12 x 24 rectified



Mapierre Blanc 12 x 24



Mapierre Gris 12 x 24



Mapierre Beige 12 x 24



Mapierre Noir 12 x 24

NEW!

MAPIERRE



Mapierre Noir w/special order materials

MAPIERRE


NEW!

prod no.	prod name	size
ED 6048	Mapierre Blanc	24 x 48
ED 6148	Mapierre Gris	24 x 48
ED 6248	Mapierre Beige	24 x 48
ED 6348	Mapierre Noir	24 x 48

24 x 48 rectified thickness 10.0 mm

lbs/sf	pc/ctn	sf/ctn	ctn/pllt	sf/pllt
4.80	2	15.49	30	464.70

special pieces	size
SBN	3 3/4 x 24



3 3/4 x 24 SBN



Mapierre Blanc 24 x 48



Mapierre Gris 24 x 48

NEW !

MAPIERRE

24 x 48 *rectified*



Mapierre Beige 24 x 48



Mapierre Noir 24 x 48

MAPIERRE

NEW!



Mapierre Gris 24 x 48 w/special order materials

NEW!

MAPIERRE

24 x 24 OUT rectified thickness 10.0 mm

prod no.	prod name	size
ED 6024	Mapierre Blanc OUT	24 x 24
ED 6124	Mapierre Gris OUT	24 x 24
ED 6224	Mapierre Beige OUT	24 x 24
ED 6324	Mapierre Noir OUT	24 x 24

lbs/sf	pc/ctn	sf/ctn	ctn/pllt	sf/pllt
4.70	3	11.62	40	464.80




Mapierre Blanc OUT w/special order materials

COLOR BODY Color Body Porcelain

5 COMMERCIAL ❄️ FROST RESISTANT!

D.C.O.F
> .42

R11



V3 Moderate

Recommended Joint: **MINIMUM 2mm (± 3/32")** for ALL RECTIFIED tiles!



6" - 8" offset RECOMMENDED



1/2 offset NOT Recommended


MAPIERRE

NEW!

24 x 24 OUT *rectified*



Mapierre Blanc OUT



Mapierre Gris OUT



Mapierre Beige OUT



Mapierre Noir OUT